2 bellows cup with thin lip
For workpieces with the oblique surface or spherical surface, and when there is no space for attaching spring type fitting !

Workpieces
with the oblique surface



Glass tips

Syringe

Wide range of cup sizes.

Ø4	Ø6	Ø8	Ø10	Ø15	Ø20	Ø25	Ø30	Ø35	Ø40	Ø50	Ø60	Ø70	Ø80

Various fittings for many kinds of applications.

Fixed fitting

Spring fitting

Compact type fitting

Mark free core for PJG cup

Vacuum Suction Cup-MJ Type (Double Layer)

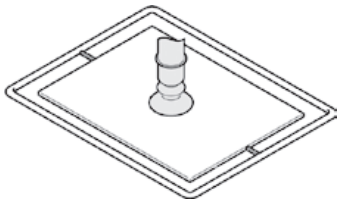

Mainly used for absorbing soft products, but also for absorbing workpieces with inclined surfaces, or used in places where the buffer bracket space cannot be installed。

Selection of suction cup

Example:

M-P 8 J N -LH

① Suction cup diameter

② Suction cup material

No trace adsorption countermeasures

① Suction cup diameter

Unit：mm

Code	4	6	8	10	15	20	25	30	35	40	50	60	70	80
Disk diameter	Ø4	Ø6	Ø8	Ø10	Ø15	Ø20	Ø25	Ø30	Ø35	Ø40	Ø50	Ø60	Ø70	Ø80

② Suction cup material

Code	Material	hardnessShoreA	Operating temperature range	colour	Surface resistivity	Applicable suction cup diameter	LH non-marking adsorption countermeasures (Halogenation treatment)
N	Nitrile rubber	A55/S	-20~120℃	black	-	Ø4~Ø80	●
S	Silicone Rubber	A55/S	-50~220℃	white	-	Ø4~Ø80	-
SE	Anti-static silicone	A55/S	-30~180℃	Black red dot	10^5~10^8Ω·cm	Ø4~Ø80	-
FS	Fluorosilicone rubber	A55/S	-30~180℃	red	-	Ø4~Ø50	-
NE	Antistatic Nitrile Rubber	A65/S	0~120℃	Black blue dots	10^5~10^8Ω·cm	Ø4~Ø10	●
F	fluororubber	A70/S	-10~230℃	gray	-	-	-
FE	Antistatic fluororubber	A70/S	0~200℃	Black white dots	10^5~10^8Ω·cm	-	-

Note: Please refer to the front attachment for the material performance of the suction cup; other materials and hardness can be customized, please consult our Unit for details; the yellow font in the table indicates the best-selling products, short delivery time, and high cost performance."●": indicates optional; "-": indicates none.

After halogenation treatment, the hardness of the material will increase by A5/S; the mark is the surface yellow point, such as: nitrile rubber after halogenation treatment, the hardness is A60/S, and the mark is black yellow point.

Dimensions

Note: it is a best-selling specification with sufficient stock.

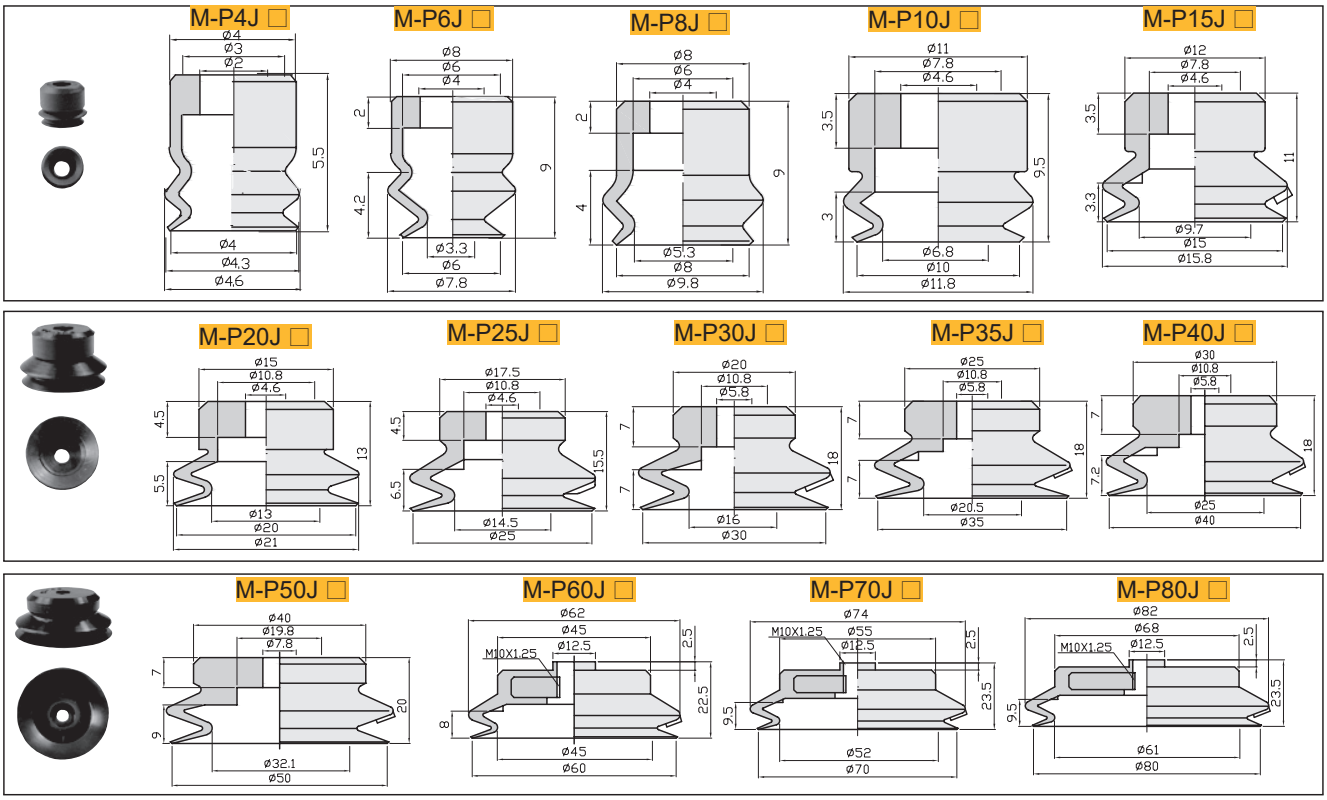

Packing method		date of delivery
D ⩽ 10	10pcs/bag	" ★ "For the best-selling products, the stock is sufficient, The delivery period is generally 5 working days
D ＞ 10	1pcs/bag	

Note: D is the diameter of suction cup opening (mm). For more information, please call us.

Ordering example: M-P4JN | M-P4JN-LH

※If no trace adsorption is needed, please add "LH" suffix

Vacuum pad MJ type (double layer) - assembly

Traceless core

Example: single disc core

M- CORE 15 - PK

① Specifications ● ● ③ Disc core material

Pad + core

M-P 15 J N -PK

① Specifications ● ② Material of suction cup ● ③ Disc core material

① Specifications

Unit：mm

code	10	15	20	25	30	35	40	50
Disc diameter	Ø10	Ø15	Ø20	Ø25	Ø30	Ø35	Ø40	Ø50

② Material of suction cup

Code	Material	hardness ShoreA	Operating temperature range	colour	Surface resistivity	Applicable suction cup diameter	LH non-marking adsorption countermeasures (Halogenation treatment)
N	Nitrile rubber	A55/S	-20~120℃	black	-	Ø10~Ø50	-
S	Silicone Rubber	A55/S	-50~220℃	white	-	Ø10~Ø50	-
SE	Anti-static silicone	A55/S	-30~180℃	Black red dot	10^5~10^8Ω·cm	Ø10~Ø50	-
FS	Fluorosilicone rubber	A55/S	-30~180℃	red	-	Ø10~Ø50	-
NE	Antistatic Nitrile Rubber	A65/S	0~120℃	Black blue dots	10^5~10^8Ω·cm	Ø10~Ø50	-
F	fluororubber	A70/S	-10~230℃	gray	-	-	-
FE	Antistatic fluororubber	A70/S	0~200℃	Black white dots	10^5~10^8Ω·cm	-	-

Note: Please refer to the front attachment for the material performance of the suction cup; other materials and hardness can be customized, please consult our Unit for details; the yellow font in the table indicates the best-selling products, short delivery time, and high cost performance."●": indicates optional; "-": indicates none.

After halogenation treatment, the hardness of the material will increase by A5/S; the mark is the surface yellow point, such as: nitrile rubber after halogenation treatment, the hardness is A60/S, and the mark is black yellow point.

③ Disc core material

code	texture of material	Rockwell hardness HRC	Operating temperature range	colour	Volume resistivity	Applicable diameter of suction cup
PK	PEEK	105	-10~250℃	Beige	-	Ø10~Ø50
PKE	防静电 PEEK	105	-10~250℃	black	10^4~10^9Ω·cm	Ø10~Ø50
PM	POM	105	-10~250℃	white	-	Ø10~Ø50

Outline dimension drawing

M-CORE10- □

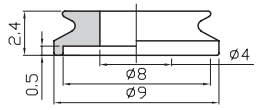

M-CORE15- □

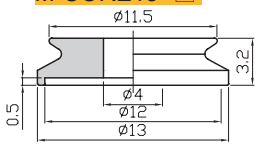

Traceless core
The core of MJ system suction cup is based on the original MJ series suction cup, which is installed with accessories made of PEEK material to prevent the rubber suction cup from adhering to the adsorbate, so as to prevent the generation of adsorption traces. It is suitable for places with requirements for adsorption traces, such as semiconductor, display, photovoltaic industry, etc. Corresponding pad model example: m-p15j corresponding traceless disc core is m-core15-pk.

M-CORE20- □

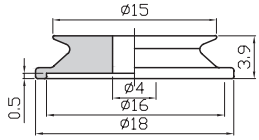

M-CORE25- □

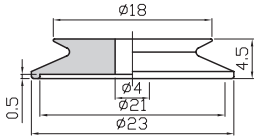

M-CORE30- □

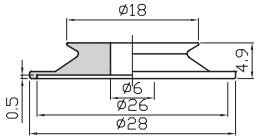

M-CORE35- □

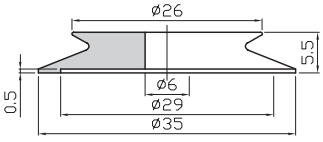

M-CORE40- □

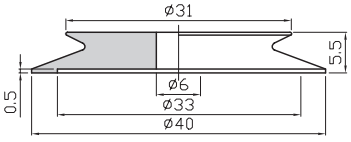

M-CORE50- □

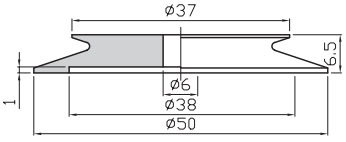

Vacuum pad MJ type (double layer) - small fixed direct mount type

Example：

M-P E 10 J M N -LH

① Diameter of suction cup ② Installation method ③ Material of suction cup

No trace adsorption Countermeasures

① Diameter of suction cup

Unit：mm

code	4	6	8	10	15	20	25	30	40	50
Disc diameter	Ø4	Ø6	Ø8	Ø10	Ø15	Ø20	Ø25	Ø30	Ø40	Ø50

② Installation method

M	External thread installation
F	Internal thread installation

③ Material of suction cup

Code	Material	hardnessShoreA	Operating temperature range	colour	Surface resistivity	Applicable suction cup diameter	LH non-marking adsorption countermeasures (Halogenation treatment)
N	Nitrile rubber	A55/S	-20~120℃	black	-	Ø4~Ø50	●
S	Silicone Rubber	A55/S	-50~220℃	white	-	Ø4~Ø50	-
SE	Anti-static silicone	A55/S	-30~180℃	Black red dot	10^5~10^8Ω·cm	Ø4~Ø50	-
FS	Fluorosilicone rubber	A55/S	-30~180℃	red	-	Ø4~Ø50	-
NE	Antistatic Nitrile Rubber	A65/S	0~120℃	Black blue dots	10^5~10^8Ω·cm	Ø4~Ø15	●
F	fluororubber	A70/S	-10~230℃	gray	-	-	-
FE	Antistatic fluororubber	A70/S	0~200℃	Black white dots	10^5~10^8Ω·cm	-	-

Note: Please refer to the front attachment for the material performance of the suction cup; other materials and hardness can be customized, please consult our Unit for details; the yellow font in the table indicates the best-selling products, short delivery time, and high cost performance."●": indicates optional; "-": indicates none.

After halogenation treatment, the hardness of the material will increase by A5/S; the mark is the surface yellow point, such as: nitrile rubber after halogenation treatment, the hardness is A60/S, and the mark is black yellow point.

■PE small fixed direct mounting type (m for external thread installation)

Unit：mm

model					parameter				
code	Disc diameter d	trip S	type	texture of material	vacuum InterfaceD	M	A	H	L
M-PE	4	J	M	N S SE FS NE F FE	11.5	M3X0.5	3	5.5	5.5
	6				17	M5X0.8	5	8	9
	8				17	M5X0.8	5	8	9
	10				17.5	M5X0.8	5	8	9.5
	15				19	M5X0.8	5	8	11
	20				27	G1/8	10	14	13
	25				29.5	G1/8	10	14	15.5
	30				32	G1/8	10	14	18
	40				32	G1/8	10	14	18
	50				34	G1/8	10	14	20

M-PE4JM

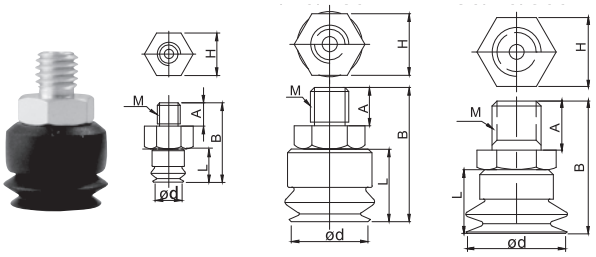

※Suction cup material "N S SE FS" is a best-selling product with short delivery time and high cost performance.Other materials and hardness can also be customized, please consult our Unit for details.※

Please refer to the P series bracket specifications for the specifications and selection of individual bracket

Ordering example M-PE6JMN M-PE6JMN-LH

※If no trace adsorption is needed, please add "LH" suffix

■ PE small fixed direct installation type (F for internal thread installation)

Unit：mm

model					parameter				
code	Disc diameter d	trip S	type	texture of material	vacuum InterfaceD	M	A	H	L
M-PE	6	J	F	N S SE FS NE F FE	17	M5X0.8	5	8	9
	8				17	M5X0.8	5	8	9
	10				17.5	M5X0.8	5	8	9.5
	15				19	M5X0.8	5	8	11
	20				27	G1/8	5	8	13
	25				29.5	G1/8	5	8	15.5
	30				32	G1/8	5	8	18
	40				32	G1/8	5	8	18
	50				34	G1/8	5	8	20

M-PE6/8/10/15JF

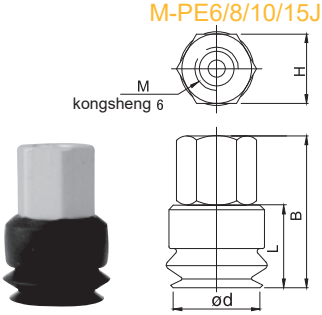

M-PE20/25/30/40/50JF

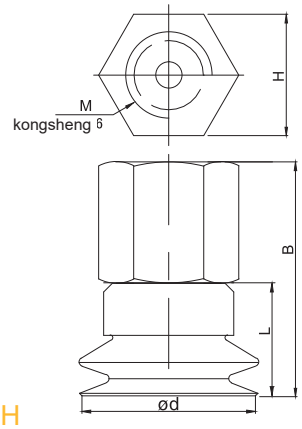

Ordering example M-PE6JFN M-PE6JFN-LH

※If no trace adsorption is needed, please add "LH" suffix

※Suction cup material "N S SE FS" is a best-selling product with short delivery time and high cost performance.Other materials and hardness can also be customized, please consult our Unit for details.※

Please refer to the P series bracket specifications for the specifications and selection of individual bracket

Vacuum module (MJ) - double layer fixed

Example：

M-P A 15 J N 6J -LH

① bracket type ② Diameter of suction cup ③ Material of suction cup ④ Vacuum interface No trace adsorption Countermeasures

※Please refer to the selection parameters of suction cup in this series for diameter and material selection of suction cup

① bracket type

A	Fixed top vacuum port
B	Fixed side vacuum port

④ Vacuum interface

Vacuum interface		Applicable specifications	style
Quick connector	6J	Ø6x4Hose	
Bamboo shoot joint	6B	Ø6x4Hose	
Thread mode	01	Rc1/8	

■ PA fixed top vacuum port

Unit：mm

model					parameter				
code	Disc diameter d	trip S	type	texture of material	vacuum InterfaceD	M	A	H	L
M-PA	6	J	N S SE FS NE F FE	6J 6B	36	M8X1.25	15	12	9
	8				36	M8X1.25	15	12	9
	10				42.5	M8X1.25	15	12	9.5
	15				44	M8X1.25	15	12	11
	20				46	M8X1.25	15	12	13
	25				48.5	M8X1.25	15	12	15.5
	30				61	M10X1.5	20	14	18
	35				61	M10X1.5	20	14	18
	40				61	M10X1.5	20	14	18
	50				63	M10X1.5	20	14	20
	60			01	62.5	M16X1.5	23	21	22.5
	70				63.5	M16X1.5	23	21	23.5
	80				63.5	M16X1.5	23	21	23.5

※Suction cup material "N S SE FS" is a best-selling product with short delivery time and high cost performance.Other materials and hardness can also be customized, please consult our Unit for details.※ Please refer to the P series bracket specifications for the specifications and selection of individual bracket

M-PA6/8/10/15/ 20/25J-6B/6J

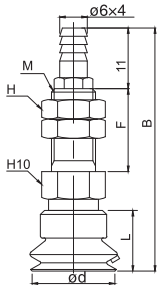

M-PA30/35/ 40/50J-6B/6J

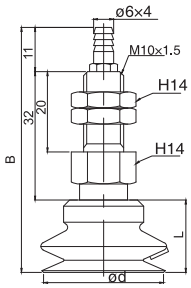

M-PA60/70/80J-01

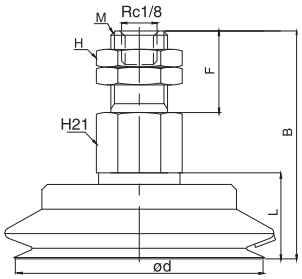

Ordering example M-PA8JN6J M-PA8JN6J-LH

※If no trace adsorption is needed, please add "LH" suffix

■Pb fixed side vacuum port

Unit：mm

model					parameter						
code	Disc diameter d	type	pad texture of material	Vacuum interface	Total height B	M	A	H	G	C	L
M-PB	6	J	N S SE FS NE F FE	6J 6B	31.5	M4X0.75	15	10	13	16	9
	8				31.5	M4X0.75	15	10	13	16	9
	10				31.5	M4X0.75	15	10	14	16	9.5
	15				33	M4X0.75	15	10	14	16	11
	20				35	M4X0.75	15	10	14	16	13
	25				37.5	M4X0.75	15	10	14	16	15.5
	30				50	M6X1	20	14	20	18	18
	35				50	M6X1	20	14	20	18	18
	40				50	M6X1	20	14	20	18	18
	50				52	M6X1	20	14	20	18	20
	60			01	62.5	M8X1.25	23	21	-	-	22.5
	70				63.5	M8X1.25	23	21	-	-	23.5
	80				63.5	M8X1.25	23	21	-	-	23.5

※Suction cup material "N S SE FS" is a best-selling product with short delivery time and high cost performance.Other materials and hardness can also be customized, please consult our Unit for details.※ Please refer to the P series bracket specifications for the specifications and selection of individual bracket

M-PB6/8/J-6B/6J

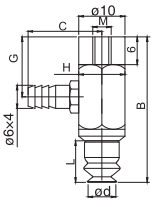

M-PB10/15/ 20/25J-6B/6J

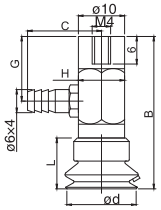

M-PB30/35/ 40/50J-6B/6J

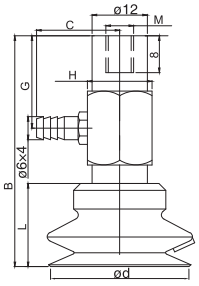

M-PB60/70/80J-01

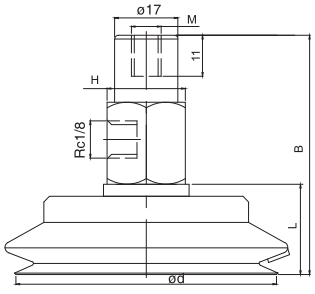

Ordering example M-PB8JN6J M-PB8JN6J-LH

※If no trace adsorption is needed, please add "LH" suffix

In addition to the recommended specifications in the table, the vacuum interface can also be configured according to the requirements. Please consult our Company for details.

Vacuum pad MJ type (double layer) - component spring type

Example：

M-P C 10 - 10 J H N 6J -LH

- C ① bracket type
- 10 ② Diameter of suction cup
- 10 ③ Spring stroke
- H ④ Slewing mode of bracket
- N ⑤ Material of suction cup
- 6J ⑥ Vacuum interface
- -LH No trace adsorption Countermeasures

⑤ Material of suction cup

Code	Material	hardnessShoreA	Operating temperature range	colour	Surface resistivity	Applicable suction cup diameter	LH non-marking adsorption countermeasures (Halogenation treatment)
N	Nitrile rubber	A55/S	-20~120℃	black	-	Ø4~Ø80	●
S	Silicone Rubber	A55/S	-50~220℃	white	-	Ø4~Ø80	-
SE	Anti-static silicone	A55/S	-30~180℃	Black red dot	10^5~10^8Ω·cm	Ø4~Ø80	-
FS	Fluorosilicone rubber	A55/S	-30~180℃	red	-	Ø4~Ø80	-
NE	Antistatic Nitrile Rubber	A65/S	0~120℃	Black blue dots	10^5~10^8Ω·cm	Ø4~Ø50	●
F	fluororubber	A70/S	-10~230℃	gray	-	-	-
FE	Antistatic fluororubber	A70/S	0~200℃	Black white dots	10^5~10^8Ω·cm	-	-

Note: Please refer to the front attachment for the material performance of the suction cup; other materials and hardness can be customized, please consult our Unit for details; the yellow font in the table indicates the best-selling products, short delivery time, and high cost performance."●": indicates optional; "-": indicates none.

After halogenation treatment, the hardness of the material will increase by A5/S; the mark is the surface yellow point, such as: nitrile rubber after halogenation treatment, the hardness is A60/S, and the mark is black yellow point.

① bracket type

C	Spring top vacuum port
D	Spring type side vacuum port

④ Slewing mode of bracket

Rotation mode	Representation method
Rotatable	nothing
Anti rotation	H

⑥ Vacuum interface

Vacuum interface		Applicable specifications	style
Quick connector	6J	Ø6x4Hose	
Shoot joint	6B	Ø6x4Hose	
Thread mode	01	Rc1/8	

■ PC spring top vacuum port

■ PD spring side vacuum port

Unit：mm

model							parameter						
code		Disc diameter d	trip E	type	pad texture of material	vacuum Interface	Total height B	M	H	T	G	F	L
M-PC	M-PD	6	3	J	N S SE FS NE F FE	4J	44	M6X0.75	8	2.5	15	-	9
			6				47	M6X0.75	8	2.5	15	-	
		8	3			4B	44	M6X0.75	8	2.5	15	-	9
			6				47	M6X0.75	8	2.5	15	-	
		10	3			6J 6B	57.5	M8X0.75	12	3	17	23	9.5
			10				64.5	M8X0.75	12	3	17	23	
			15				77	M8X0.75	12	3		30.5	
		15	3				59	M8X0.75	12	3	17	23	
			10				66	M8X0.75	12	3	17	23	
			15				78.5	M8X0.75	12	3		30.5	
		20	6				78	M14X1	19	5	28	36	13
			15				87	M14X1	19	5	28	36	
			30				124	M14X1	19	5	50	58	
		25	6				79.5	M14X1	19	5	28	36	15.5
			15				88.5	M14X1	19	5	28	36	
			30				125.5	M14X1	19	5	50	58	
		30	6				83	M14X1	19	5	28	36	18
			15				92	M14X1	19	5	28	36	
			30				129	M14X1	19	5	50	58	
		35	6				83	M14X1	19	5	28	36	18
			15				92	M14X1	19	5	28	36	
			30				129	M14X1	19	5	50	58	
		40	6				83	M14X1	19	5	28	36	18
			15				92	M14X1	19	5	28	36	
			30				129	M14X1	19	5	50	58	
		50	6				85	M14X1	19	5	28	36	20
			15				94	M14X1	19	5	28	36	
			30				131	M14X1	19	5	50	58	
		60	10			01	129.5	M22X1.5	30	10	50	20	22.5
			30				159.5	M22X1.5	30	10	50	50	
			50				184.5	M22X1.5	30	10	50	75	
		70	10				130.5	M22X1.5	30	10	50	20	23.5
			30				160.5	M22X1.5	30	10	50	50	
			50				185.5	M22X1.5	30	10	50	75	
		80	10				130.5	M22X1.5	30	10	50	20	23.5
			30				160.5	M22X1.5	30	10	50	50	
			50				185.5	M22X1.5	30	10	50	75	

※Suction cup material "N S SE FS" is a best-selling product with short delivery time and high cost performance.Other materials and hardness can also be customized, please consult our Unit for details.※

Please refer to the P series bracket specifications for the specifications and selection of individual bracket

M-PC/D6/8J-4B/4J

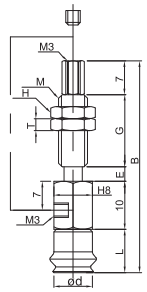

M-PC/D10/15J-6B/6J

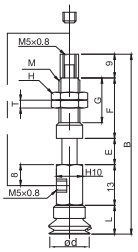

M-PC/D20/25J-6B/6J

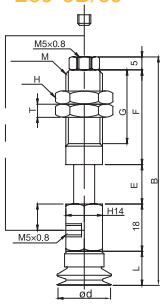

M-PC/D30/35/40/50J-6B/6J

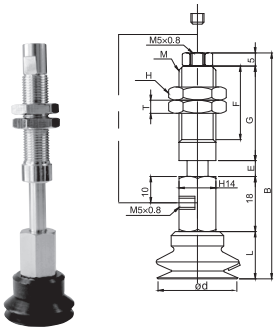

M-PC/D60/70/80J-01

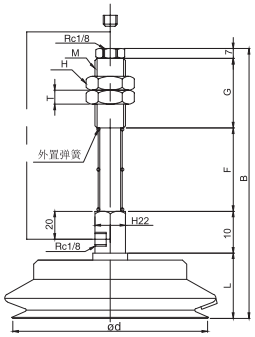

Ordering example | M-PC10-3JN6J

M-PC10-3JN6J-LH

※If no trace adsorption is needed, please add "LH" suffix

In addition to the recommended specifications in the table, the vacuum interface can also be configured according to the requirements. Please consult our Unit for details.

Vacuum pad MJ type (double layer) - component spring type (anti rotation)

- PC spring top vacuum port
- PD spring side vacuum port

Rotation mode	Representation method
Rotatable	nothing
Anti rotation	H

Unit：mm

model							parameter						
code		Disc diameter d	trip E	type	Prevention return turn	pad texture of material	vacuum Interface	Total height B	M	H	T	G	F	L
M-PC	M-PD	6	3	J	H	N S SE FS NE F FE	6J 6B	57	M8X0.75	12	3	17	23	9
			10					64	M8X0.75	12	3	17	23	
			15					76.5	M8X0.75	12	3	24.5	30.5	
		8	3					57	M8X0.75	12	3	17	23	9
			10					64	M8X0.75	12	3	17	23	
			15					76.5	M8X0.75	12	3	24.5	30.5	
		10	3					57.5	M8X0.75	12	3	17	23	9.5
			10					64.5	M8X0.75	12	3	17	23	
			15					77	M8X0.75	12	3	24.5	30.5	
		15	3					59	M8X0.75	12	3	17	23	11
			10					66	M8X0.75	12	3	17	23	
			15					78.5	M8X0.75	12	3	24.5	30.5	
		20	6					78	M14X1	19	5	28	36	13
			15					87	M14X1	19	5	28	36	
			30					124	M14X1	19	5	50	58	
		25	6					79.5	M14X1	19	5	28	36	15.5
			15					88.5	M14X1	19	5	28	36	
			30					125.5	M14X1	19	5	50	58	
		30	6					83	M14X1	19	5	28	36	18
			15					92	M14X1	19	5	28	36	
			30					129	M14X1	19	5	50	58	
		35	6					83	M14X1	19	5	28	36	18
			15					92	M14X1	19	5	28	36	
			30					129	M14X1	19	5	50	58	
		40	6					83	M14X1	19	5	28	36	18
			15					92	M14X1	19	5	28	36	
			30					129	M14X1	19	5	50	58	
		50	6					85	M14X1	19	5	28	36	20
			15					94	M14X1	19	5	28	36	
			30					131	M14X1	19	5	50	58	

※Suction cup material "N S SE FS" is a best-selling product with short delivery time and high cost performance.Other materials and hardness can also be customized, please consult our Unit for details.※

Please refer to the P series bracket specifications for the specifications and selection of individual bracket

M-PC/D6/8JH-6B/6J

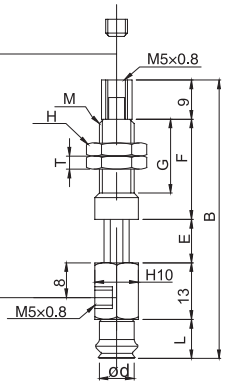

M-PC/D10/15JH-6B/6J

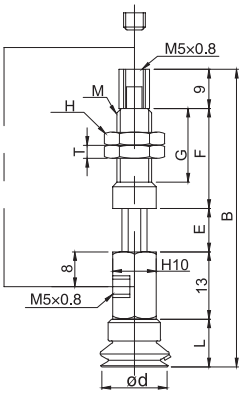

M-PC/D30/35/
40/50JH-6B/6J

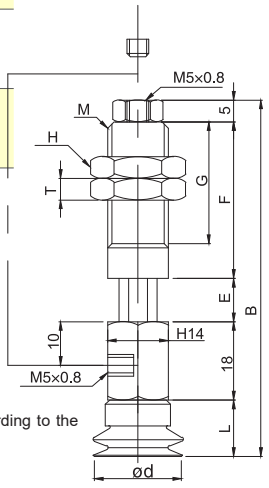

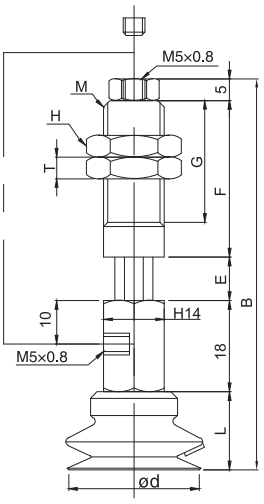

Ordering example | M-PC20-6JHN6J
M-PC20-6JHN6J-LH

※If no trace adsorption is needed, please add "LH" suffix

In addition to the recommended specifications in the table, the vacuum interface can also be configured according to the requirements. Please consult our Unit for details.